
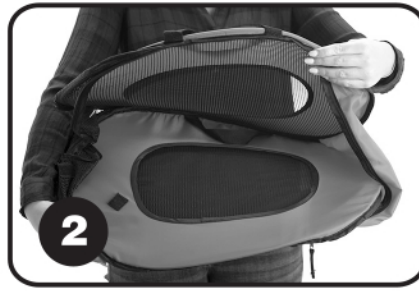



Cat Carrier Folding Instructions:



1 Unzip folded Cat Carrier.



2 Fold three sections into one another.



3 Place hands as pictured on each end of flattened Cat Carrier.



4 Cat Carrier will form three sections. Position one on top of the other, forming a circle.



5 Hold compressed sections tightly together.



6 Place elastic band around compressed circle. Cat Carrier is now ready to store!

DO NOT RETURN THIS UNIT TO THE STORE Please make sure you have all parts prior to assembly.

All SportPet® products include a 6-month limited manufacturer's warranty for defective or missing parts.

If any parts are missing or damaged, *Please email our friendly customer service center at info@sportpet.net*



Because every cat is different, it is important to monitor your cat's behavior with this product. If at anytime your cat damages this item, or any portion of this item becomes damaged, remove the damaged portion or discontinue use of the product.

Removing Cat Carrier Wires Washing Instructions:



Remove wire from bottom of Cat Carrier through small hole.



Remove wire from both sides of Cat Carrier through the mesh window opening.
Wash fabric on a gentle cycle.

